

# MERS SITUATION UPDATE | JUNE 2021

## Highlights

- At the end of June 2021, a total of 2574 laboratory-confirmed cases of Middle East respiratory syndrome (MERS), including 886 associated deaths, were reported globally since 2012, with a case-fatality ratio (CFR) of 34.4%. The majority of these cases were reported from Saudi Arabia with 2174 cases, including 808 related deaths (CFR 37.2%).
- During the month of June 2021, no laboratory-confirmed case was reported to WHO.
- The demographic and epidemiological characteristics of such reports, when compared to the same corresponding periods from 2016 to 2020, do not show any significant difference or change.
- The group falling within 50–59 years of age continues to be at the highest risk for acquiring infection as primary cases. The age group 30–39 years is most at risk for secondary infections. The number of deaths is highest among the 50–59 years age group when they are primary cases, and among the 70–79 years range when they are secondary cases.

## SUMMARY

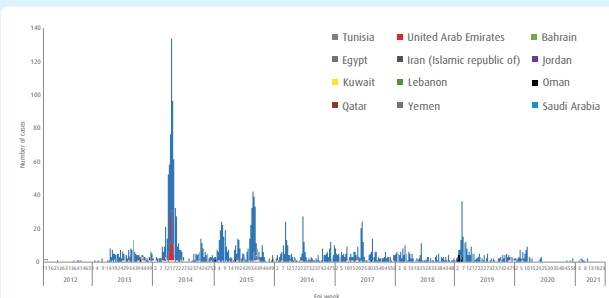
**2574**  
Laboratory-confirmed cases reported since April 2012

**12**  
Countries reported cases since April 2012 in the Eastern Mediterranean Region

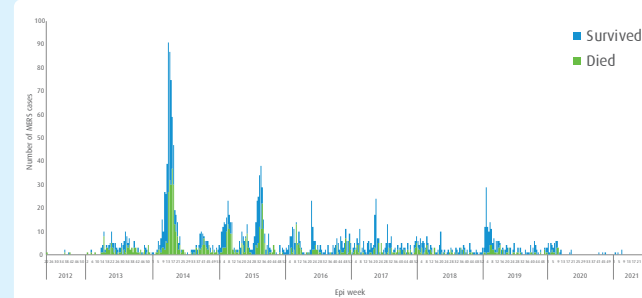
**886**  
Deaths reported since April 2012

**27**  
Countries reported cases globally

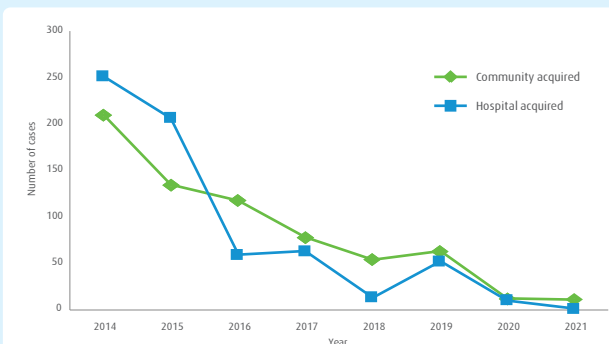
## Distribution of MERS reported cases from Eastern Mediterranean Region by week of onset, June 2012 – June 2021



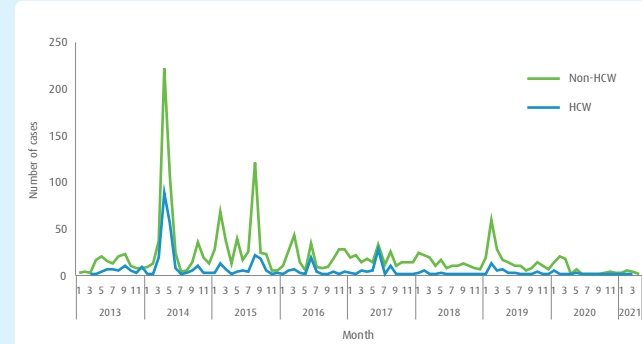
## MERS cases per week of onset in Saudi Arabia, June 2012 – June 2021



## Community versus hospital acquired MERS cases in Eastern Mediterranean Region, January 2014 – June 2021



## Cases of MERS in healthcare workers reported from Saudi Arabia, January 2013 – June 2021



## Epidemiological characteristics of MERS cases reported globally between January - June 2016 and January - June 2021

Characteristic	Jan - June 16	Jan - June 17	Jan - June 18	Jan - June 19	Jan - June 20	Jan - June 21
Number	161	153	96	170	57	8
Median age in years	54	51	54	51	58	59
Gender (% male)	71	73	80	76	81	88
% of Primary Cases	41	37	55	34	18	67
% of Secondary cases	49	58	45	66	18	0
(%) of Unknown Contact History	11	6	0	0	65	33
% of HCW	17	24	5	14	7	0
% Fatal	30	22	28	24	33	38

## Characteristics of MERS cases reported from Saudi Arabia, June 2012 - June 2021

Type of case	2012	2013	2014	2015	2016	2017	2018	2019	2020	2021	Grand Total
Missing		1	15	102	103	68	52	56	7	2	406
Primary	3	36	164	52	75	70	54	57	11	3	525
Secondary	2	93	264	222	60	90	35	75	9		850
Unknown		28	219	78	11	5	1	16	33	2	393
Grand Total	5	158	662	454	249	233	142	204	60	7	2174

## Age and fatality distribution of primary and secondary cases of MERS reported from Saudi Arabia June 2012 – June 2021

