

MERS SITUATION UPDATE | AUGUST 2022

Highlights

- From April 2012 till August 2022, a total of 2591 laboratory-confirmed cases of Middle East respiratory syndrome (MERS) were reported globally, with 894 associated deaths at a case-fatality ratio (CFR) of 34.5%. The majority of these cases were reported from Saudi Arabia, with 2184 cases and 813 related deaths (CFR: 37.2%).
- During the month of August 2022, no new cases were reported.
- The demographic and epidemiological characteristics of reported cases do not show any significant differences when compared with the same corresponding period between 2016 and 2022.
- Among primary cases, 50–59 year-olds are at highest risk for acquiring infection, and among secondary cases the 30–39 year-olds are at highest risk. Among primary cases, CFR is higher within the age group of 50–59 year-olds, and among secondary cases it is higher among the age group of 70–79 years-old.

Fig. 1. Distribution of MERS reported cases from Eastern Mediterranean Region by week of onset, June 2012 – August 2022

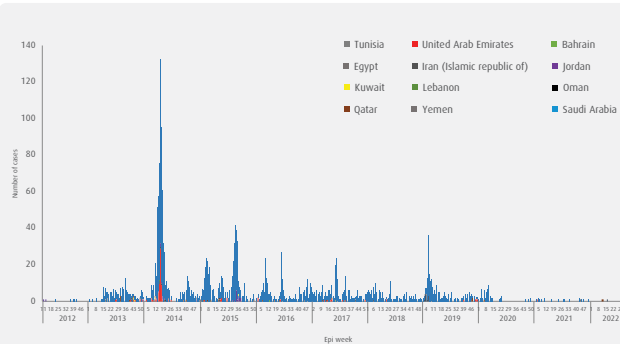
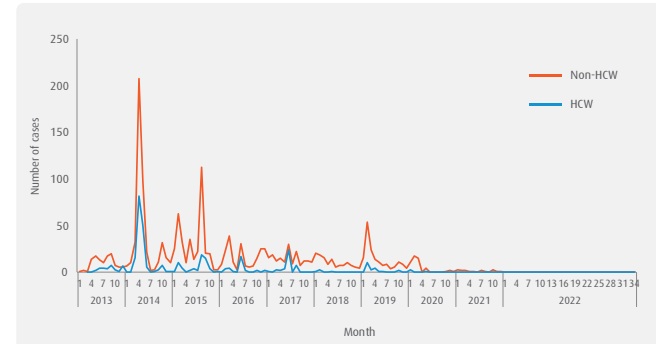


Fig. 4. Cases of MERS in healthcare workers reported from Saudi Arabia, January 2013 – August 2022



SUMMARY

2591
Laboratory-confirmed cases reported since April 2012

894
Deaths reported since April 2012

12
Countries reported cases since April 2012 in the Eastern Mediterranean Region

27
Countries reported cases globally

Table 1. Number of MERS cases in the Eastern Mediterranean Region by month and outcome in 2022

2022	Survived	Died
January	0	0
February	0	0
March	1	0
April	2	1
May	0	0
June	0	0
July	0	0
August	0	0
Total	3	1

Fig. 2. Community versus hospital acquired MERS cases in Eastern Mediterranean Region, January 2014 – August 2022

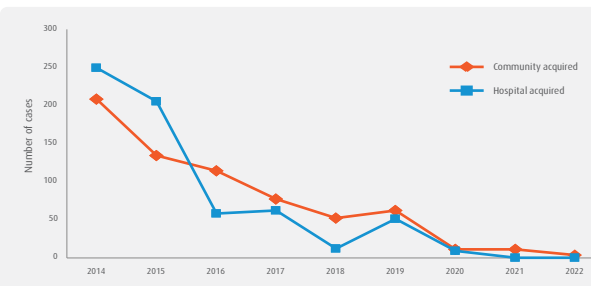


Table 3. Characteristics of MERS cases reported from Saudi Arabia, June 2012 - August 2022

Type of case	2012	2013	2014	2015	2016	2017	2018	2019	2020	2021	2022	Grand Total
Missing		1	15	102	103	68	52	56	7	4	0	408
Primary	3	36	164	52	75	70	54	57	11	11	0	533
Secondary	2	93	264	222	60	90	35	75	9	0	0	850
Unknown		28	219	78	11	5	1	16	33	2	0	393
Grand Total	5	158	662	454	249	233	142	204	60	17	0	2184

Table 2. Epidemiological characteristics of MERS cases reported globally between March 2017 – August 2017 and March 2022 – August 2022

Characteristic	Mar 17 - Aug 17	Mar 18 - Aug 18	Mar 19 - Aug 19	Mar 20 - Aug 20	Mar 21 - Aug 21	Mar 22 - Aug 22
Number	254	260	198	160	32	16
Median age in years	56	51	53	56	54	58
Gender (% male)	71	73	81	79	91	94
% of Primary Cases	58	40	44	38	32	100
% of Secondary cases	35	57	56	30	18	0
(%) of Unknown Contact History	7	3	1	32	50	0
% of HCW	12	19	7	9	3	0
% Fatal	33	27	22	31	41	38

Fig. 3. MERS cases per week of onset in Saudi Arabia, June 2012 – August 2022

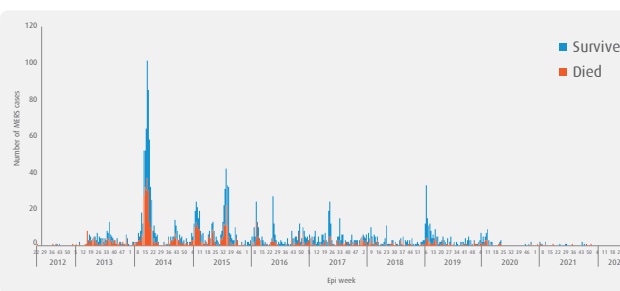


Fig. 5. Age and fatality distribution of primary and secondary cases of MERS reported from Saudi Arabia June 2012 – August 2022

